

SUMMER FAFSA STRATEGIES

**CLOSING THE GAP
FOR THE CLASS OF 2024**

September 12, 2024

TODAY'S AGENDA

-Welcome and Introductions

-Statewide Data Overview

-Community Organization Presentations

- Citrus County Coalition for College & Careers
- FutureMakers
- Graduate Miami-Dade
- LEAP Tampa Bay
- Educacion for All
- PLANIt Sarasota
- Education Equalizers

-Panel Discussion and Q&A Session

-Closing Remarks + Next Steps

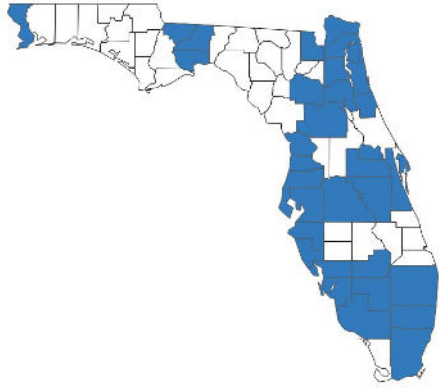
Our mission:

We lead the collaborative movement to ensure every Floridian achieves an education beyond high school and a rewarding career.

Our vision:

A Florida working together, where education is the pathway to economic mobility for all.

FCAN's Work



Research and Data: FCAN publishes research and data on evidence-based practices and policy opportunities to strengthen Florida's talent pool.

Advocacy: FCAN engages with stakeholders, policy makers and community-based organizations to find ways for improving every students' postsecondary journey.

Storytelling: FCAN focuses on students and their communities to understand and share the impacts of Florida's education policy.

Local college access networks (LCANs): FCAN provides financial supports and technical assistance to local coalitions made up of community leaders who come together to create solutions and partnerships to support local talent development.



Statewide Initiatives: FCAN coordinates 4 College Ready Florida initiatives that provides schools and community organizations resources to help students continue their education after high school.

Convenings for Collaboration: FCAN hosts and facilitates data-driven, solutions-oriented conversations with student success leaders at the community-based, institutional, and statewide levels.

7 Conditions for Success

Opportunity for everyone: To build a talent-strong economy, all Floridians need access to a postsecondary education and the supports to complete it.

Clear information and guidance: Students and families need exposure and counseling early and often to make informed decisions about their futures.

Affordability: Postsecondary education needs to be within everyone's financial reach, regardless of household income or life circumstances.

Multiple pathways to success: Floridians benefit from multiple learning opportunities for academic achievement and career advancement.

Lifelong learning: No degree or credential is "one and done;" Floridians need to prepare for career changes through continuous learning.

Effective use of data: Transparent access to data on education and economic outcomes, especially for Florida's diverse populations, helps achieve our goals.

Community collaboration: When community partners work together toward a shared vision, they remove barriers, build a robust workforce, and improve the quality of life for their regions.

Questions & Conversation

- Submit your questions in the box
- Share on social media
 - X: @FLCollegeAccess
 - #FCAN
 - #TalentStrongFL

This webinar is being recorded; all materials will be available within a week of recording



#DO THE FAFSA

2023-24 Florida FAFSA Challenge Completion Rates for 12th Graders at Florida Public Schools



Filling out the FAFSA is an essential step in preparing for life after high school and finding out how much money you can get to pay for college or technical school!

View FAFSA completion data for over 600 public schools in Florida by navigating the search tools and filters below.

School Name: (All) | Physical City: (All) | District: (All)
 Level: (All) | Charter Schl Stat: (All) | Primary Serv Type: (Multiple values)
 12th Graders (23-24): (Multiple values) | Low-Income Rate: 0.0% to 100.0%

****FLORIDA SNAPSHOT****

Current Completion Rate: **43.0%**
 Last Year's Completion Rate: **49.2%**
 FAFSAs needed to reach goal: **9,479**



Dane Shelton
FCAN
Research Analyst
dshelton@floridacollegeaccess.org

FAFSA Completion Rates through August 23rd, 2024

School Name	District	12th Graders (23-24)	2024-25 FAFSA Completion
Florida	Florida	213828	
Miami-Dade	Miami-Dade	25972	
Broward	Broward	21446	
Orange	Orange	17052	
Hillsborough	Hillsborough	15606	
Palm Beach	Palm Beach	15458	
Lee	Lee	8120	
Polk	Polk	8106	
Duval	Duval	7315	
Pinellas	Pinellas	7260	
Pasco	Pasco	5985	
Osceola	Osceola	5577	
Seminole	Seminole	4790	
Brevard	Brevard	4755	
Volusia	Volusia	4628	

Take the Challenge!

Learn about best practices in the FAFSA Toolkit

Download FAFSA data

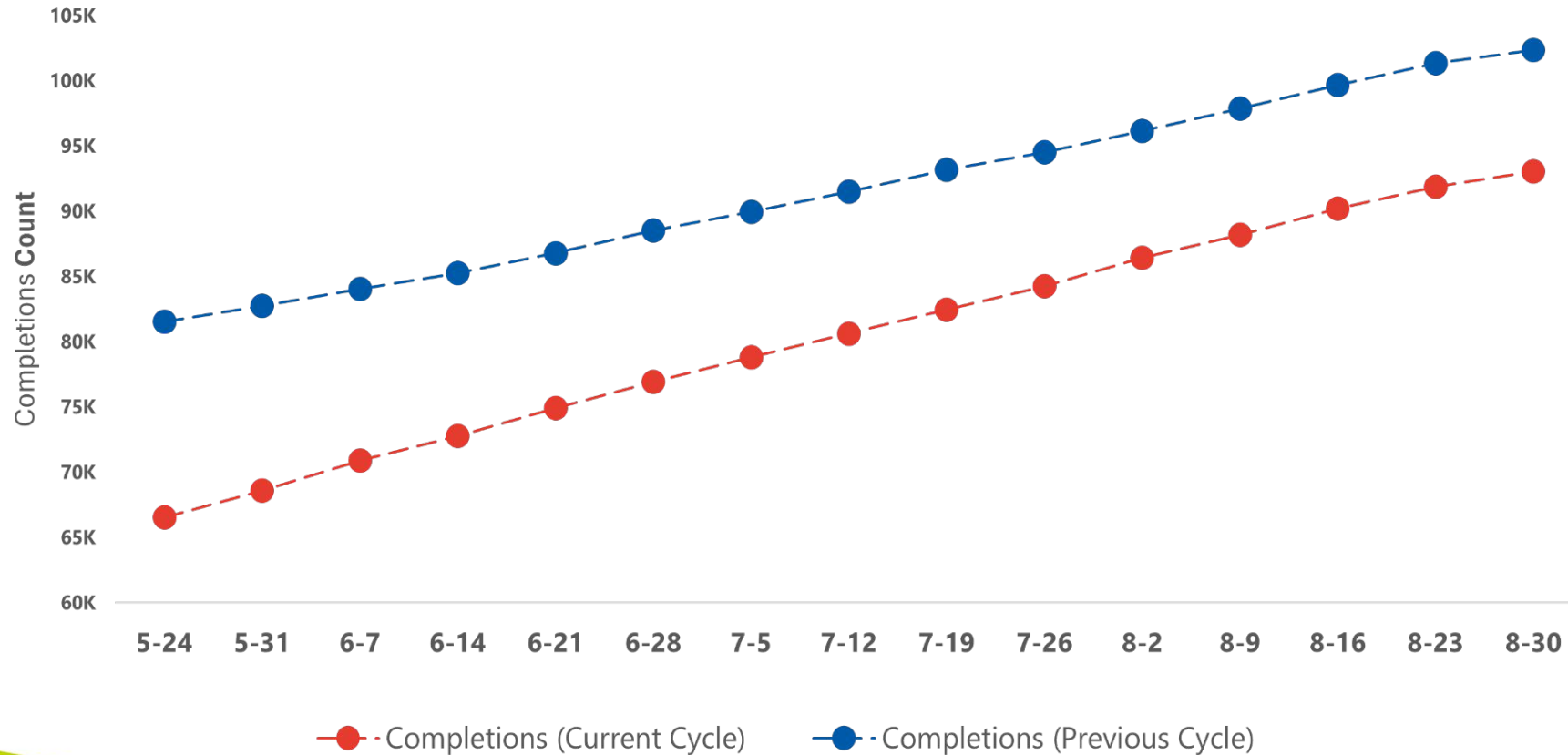
About the data
To learn more about the FAFSA and school data used in the chart above, please view the following addendum: Florida FAFSA Challenge Data Addendum 2023-2024. <https://drive.google.com/file/d/1MR5V8yxyf4A3N-8jo9DwRQwCI1wrfRDy/view?usp=sharing>



Statewide Data Overview

Summer FAFSA Completions Comparison

24-25 Cycle vs 23-24 Cycle



- **5/24/24 to 8/30/24 – 26,511** FAFSA Completions added
- **5/24/23 to 8/30/23 – 20,831** FAFSA Completions added
- Avg. Week to Week Count Relative Growth: **2.4% Current Cycle vs 1.6% Previous**

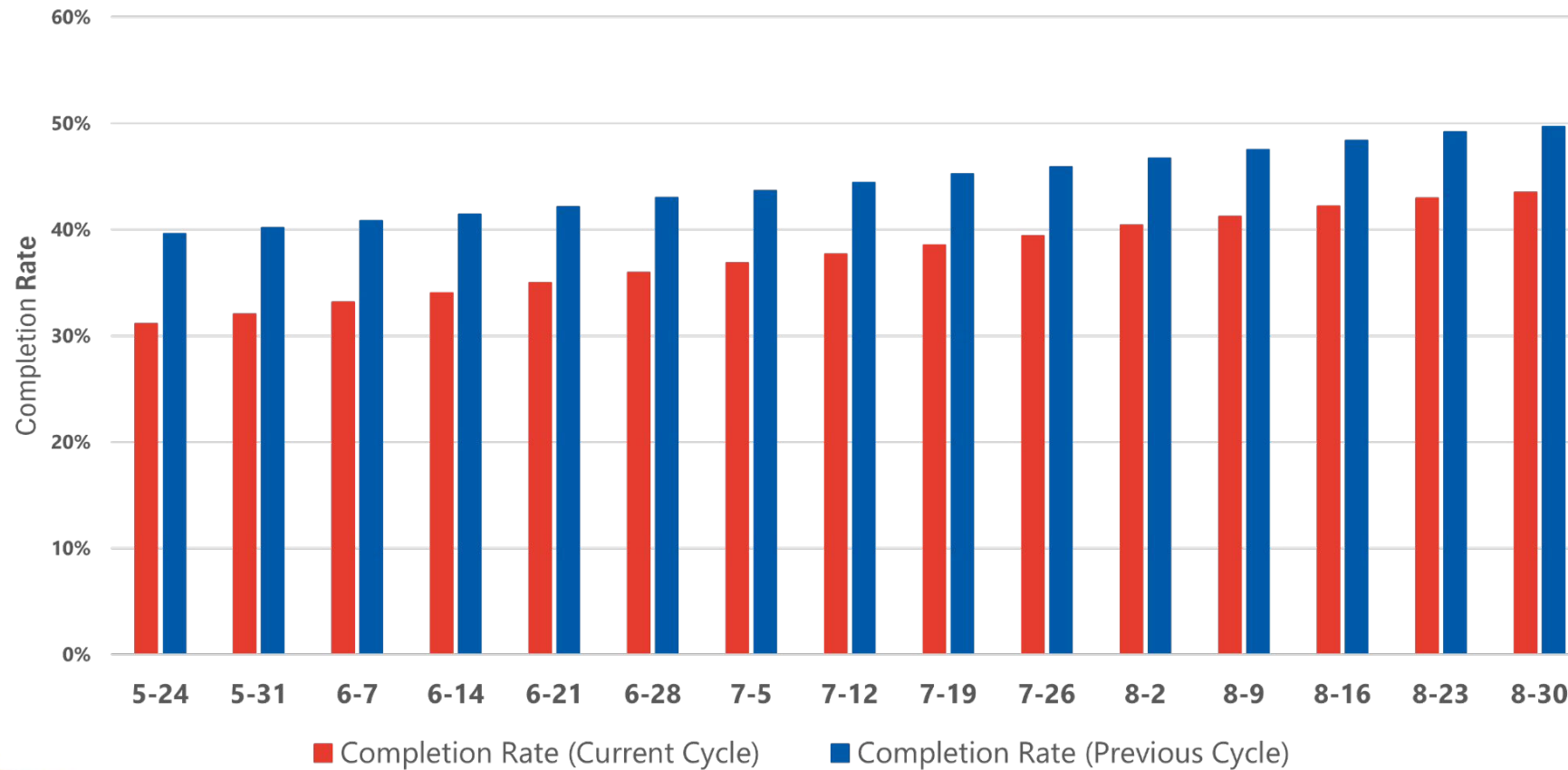
Source: [FCAN FAFSA Dashboard 23-24](#)

US DOE: Federal Student Aid FAFSA Completion by High School and School District

Statewide Data Overview

Summer FAFSA Rate Comparison

24-25 Cycle vs 23-24 Cycle



- **5/24/24 to 8/30/24** – Completion Rate Increase of **12.4%**
- **5/24/23 to 8/30/23** – Completion Rate Increase of **10.1%**

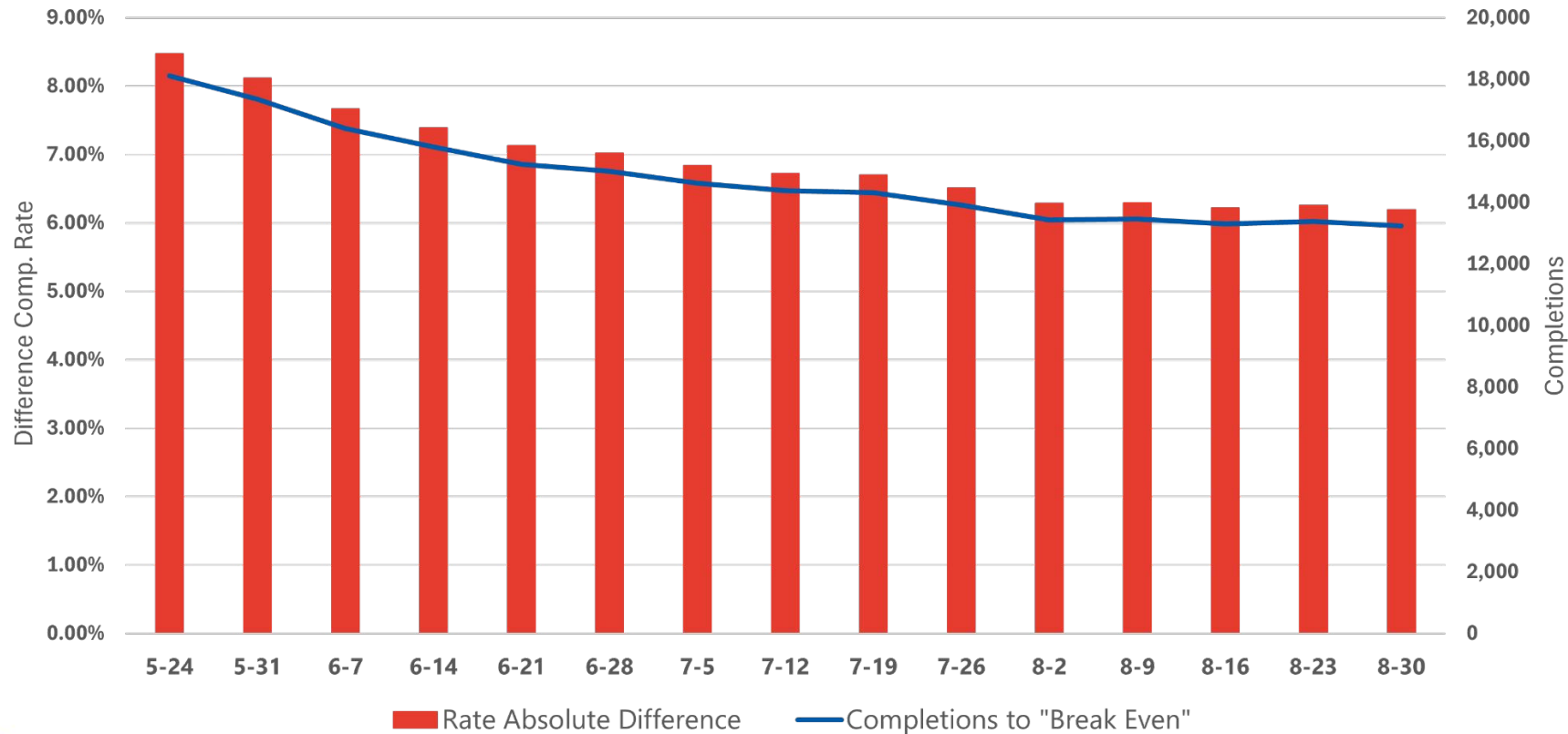
Source: [FCAN FAFSA Dashboard 23-24](#)

US DOE: Federal Student Aid FAFSA Completion by High School and School District

Statewide Data Overview

Summer FAFSA Completion Rate Difference

Difference 23-24 Cycle vs 24-25 Cycle

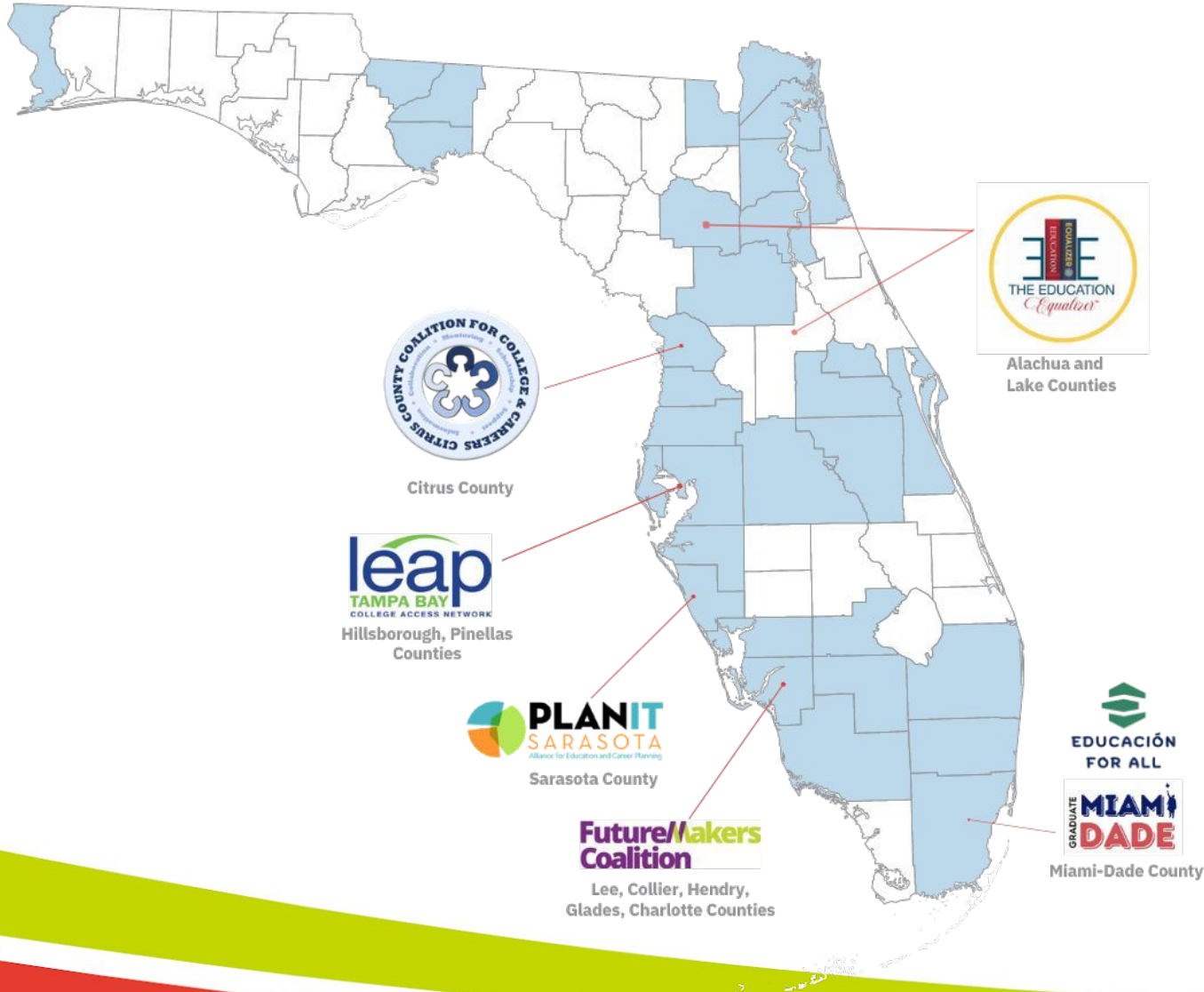


- “**Break Even**” Achieve an identical or improved *rate* to 8/30 of last year’s cycle
- Closed gap this summer from 8.5% to 6.2%, representing nearly **4,876** completions towards “even”

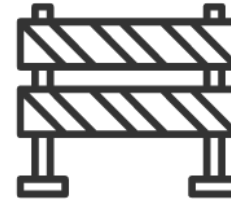
Source: [FCAN FAFSA Dashboard 23-24](#)

US DOE: Federal Student Aid FAFSA Completion by High School and School District

Community Organization Presentations



Most effective strategy



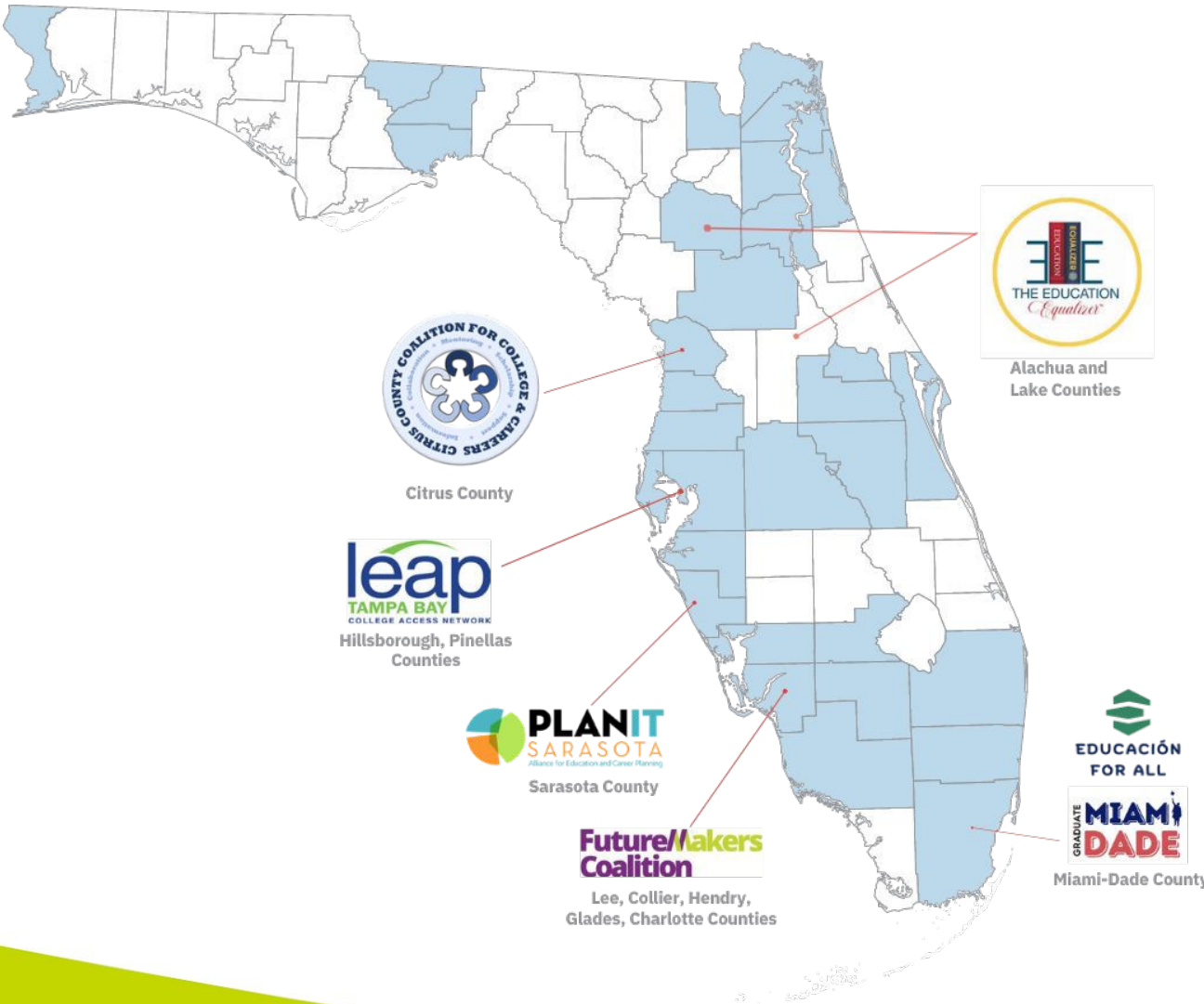
Key challenge overcome



Surprising insight



Future plans



How has your experience with summer FAFSA completion efforts changed your organization's overall approach to college access and success? Are there any unexpected benefits or insights that extend beyond FAFSA completion?

If you had unlimited resources and support, what's one bold or innovative idea you'd like to implement to dramatically increase FAFSA completion rates in your community?

Hot Off the Presses

BREAKING NEWS! Broward Bridge to Life has been selected as one of only six organizations nationally to be Beta 1 testers for the 2025-2026 FAFSA. This is a testament to the innovative work happening right here in Florida. **Go B2L!**



FCAN's Efforts

- ❑ Weekly learning community calls and information organizing
- ❑ Statewide communication strategy
- ❑ Comprehensive media campaign
- ❑ FAFSA Dashboard



TALENT STRONG FLORIDA SUMMIT

**MAY
5-7
2025**

Hyatt Regency Grand Cypress Resort
Orlando, FL

HOSTED BY **FLORIDA**

**SAVE
THE
DATE**



THERE'S STILL TIME
FAFSA.gov

#DoTheFAFSA



Thank you

floridacollegeaccess.org/subscribe

