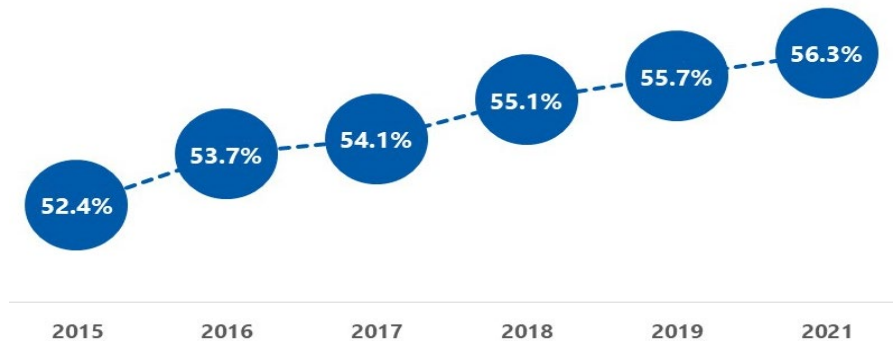
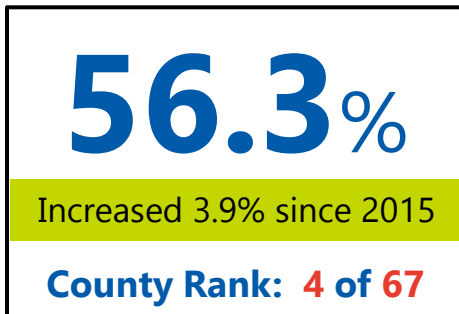


DEGREE ATTAINMENT PROFILE

St. Johns County



Residents aged 25-64 with a high-quality degree^{1,3}



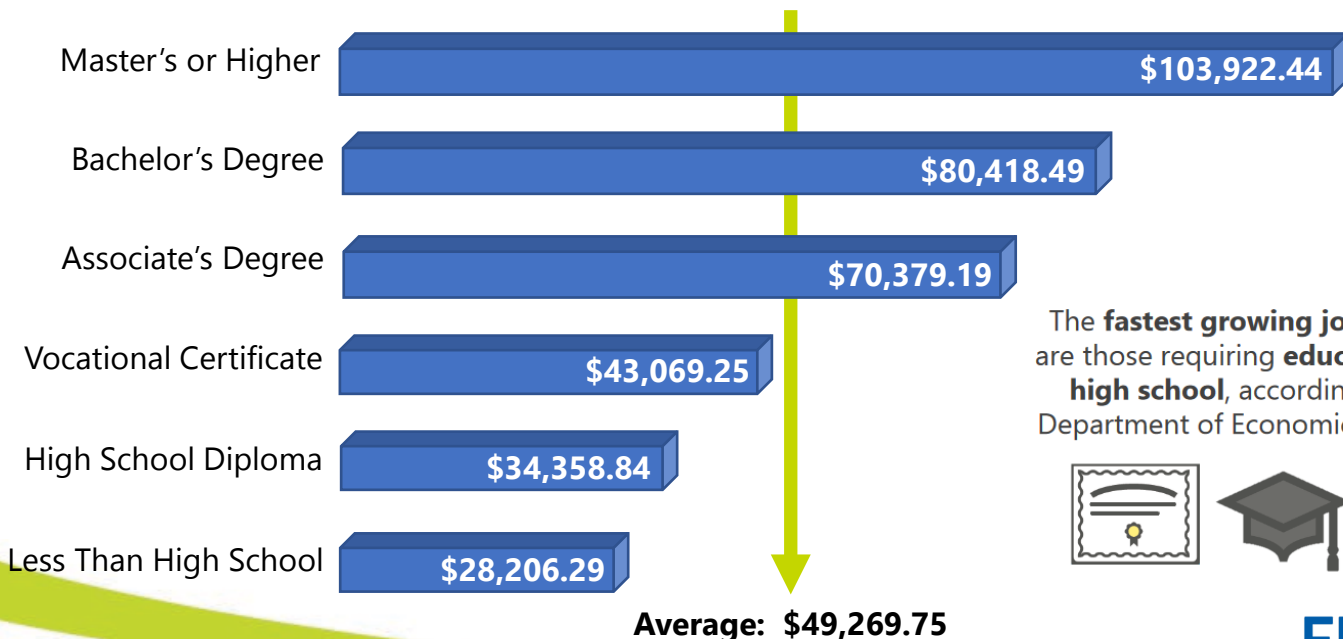
County-by-county comparisons based on selected criteria¹

Attainment Rate		
Rank	County	Rate
2	Leon	57.1%
3	Seminole	57.0%
4	St. Johns	56.3%
5	Orange	49.4%
6	Hillsborough	47.2%

Attainment Rate by Population			
Rank	County	Total Pop.	Rate
22	Leon	290,965	57.1%
23	Alachua	276,171	59.1%
24	St. Johns	265,724	56.3%
25	Clay	216,308	39.4%
26	Okaloosa	209,230	46.0%

Percent Living Below Poverty Level			
Rank	County	% Below	Rate
1	Wakulla	6.2%	26.8%
2	St. Johns	7.7%	56.3%
3	Sarasota	8.1%	45.6%
4	Santa Rosa	8.8%	44.2%
5	Seminole	9.5%	57.0%

Average Wages by Education/Training Level²



The **fastest growing jobs in Florida** are those requiring **education beyond high school**, according to Florida Department of Economic Opportunity.

