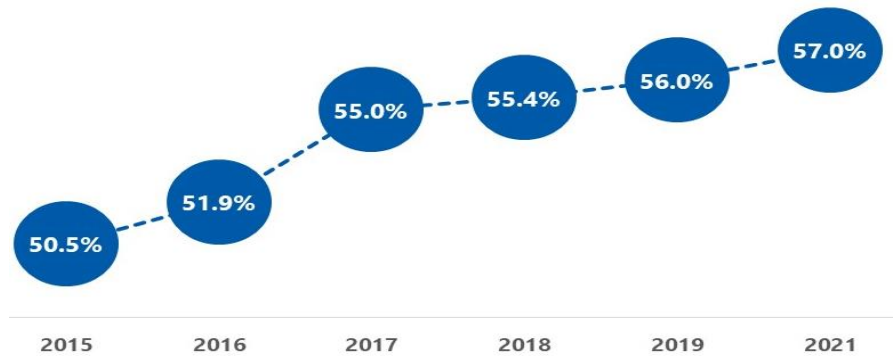
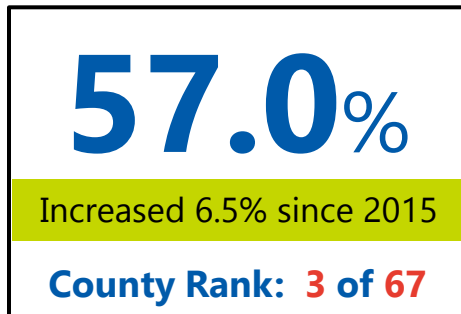


DEGREE ATTAINMENT PROFILE

Seminole County



Residents aged 25-64 with a high-quality degree^{1,3}



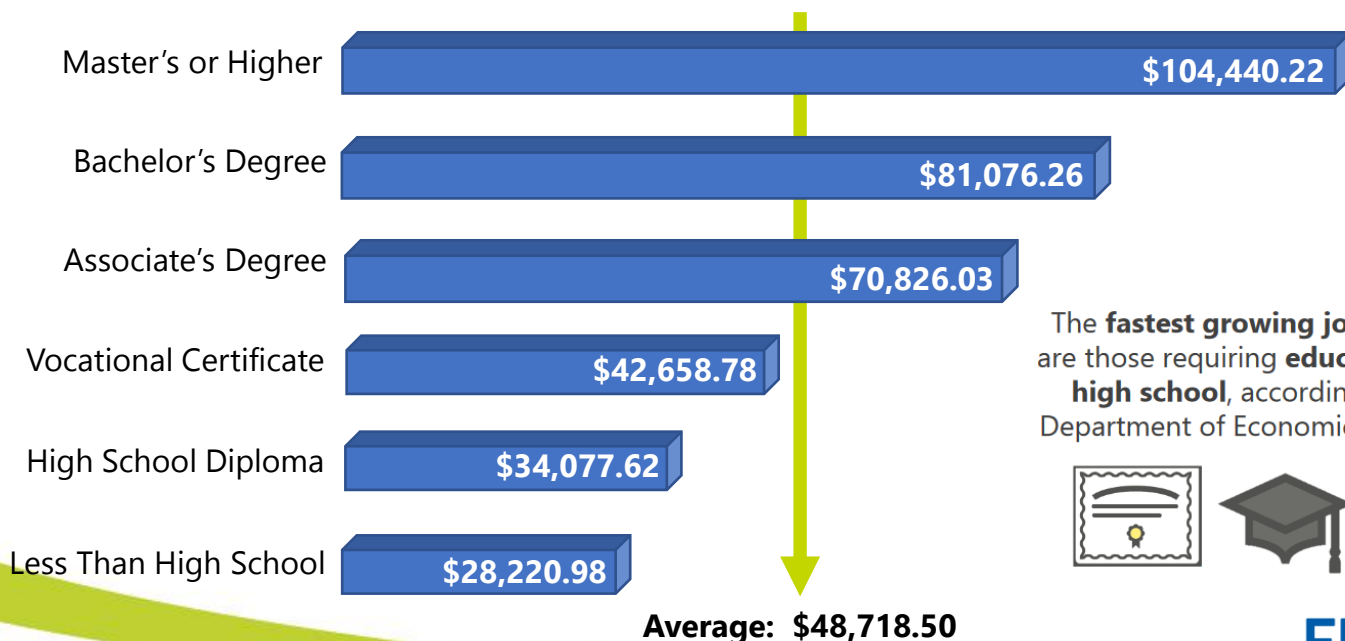
County-by-county comparisons based on selected criteria¹

Attainment Rate		
Rank	County	Rate
1	Alachua	59.1%
2	Leon	57.1%
3	Seminole	57.0%
4	St. Johns	56.3%
5	Orange	49.4%

Attainment Rate by Population			
Rank	County	Total Pop.	Rate
11	Pasco	551,598	39.1%
12	Volusia	548,783	39.0%
13	Seminole	467,382	57.0%
14	Sarasota	429,336	45.6%
15	Manatee	394,824	41.1%

Percent Living Below Poverty Level			
Rank	County	% Below	Rate
3	Sarasota	8.1%	45.6%
4	Santa Rosa	8.8%	44.2%
5	Seminole	9.5%	57.0%
6	Clay	9.6%	39.4%
7	Nassau	9.6%	38.5%

Average Wages by Education/Training Level²



The **fastest growing jobs in Florida** are those requiring **education beyond high school**, according to Florida Department of Economic Opportunity.

