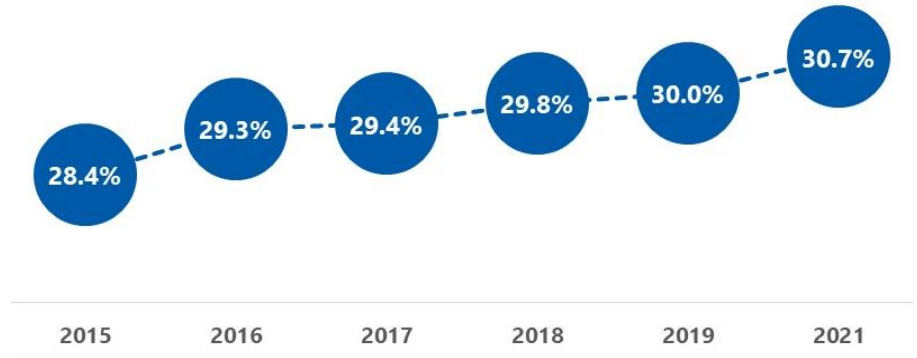
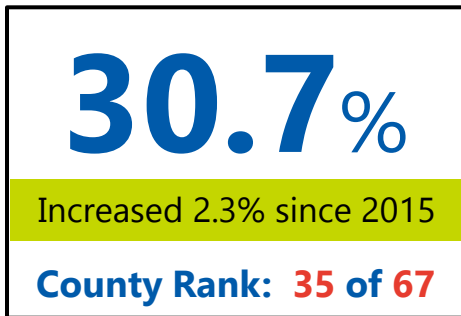


# DEGREE ATTAINMENT PROFILE

## Hernando County



Residents aged 25-64 with a high-quality degree<sup>1,3</sup>



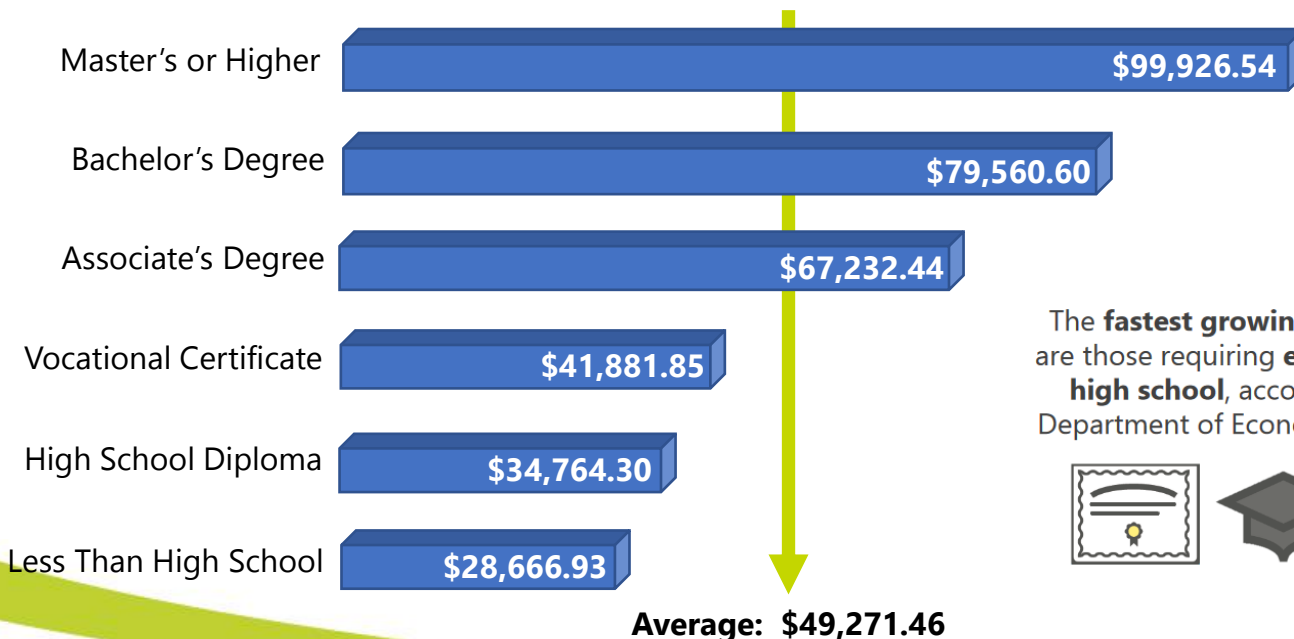
## County-by-county comparisons based on selected criteria<sup>1</sup>

Attainment Rate		
Rank	County	Rate
33	Charlotte	33.9%
34	Polk	31.3%
<b>35</b>	<b>Hernando</b>	<b>30.7%</b>
36	Marion	30.1%
37	Gulf	29.5%

Attainment Rate by Population			
Rank	County	Total Pop.	Rate
25	Clay	216,308	39.4%
26	Okaloosa	209,230	46.0%
<b>27</b>	<b>Hernando</b>	<b>192,128</b>	<b>30.7%</b>
28	Charlotte	184,837	33.9%
29	Santa Rosa	184,345	44.2%

Percent Living Below Poverty Level			
Rank	County	% Below	Rate
29	Volusia	12.9%	39.0%
30	Bay	12.9%	38.2%
<b>31</b>	<b>Hernando</b>	<b>13.2%</b>	<b>30.7%</b>
32	Osceola	13.5%	37.9%
33	Orange	13.9%	49.4%

## Average Wages by Education/Training Level<sup>2</sup>



The **fastest growing jobs in Florida** are those requiring **education beyond high school**, according to Florida Department of Economic Opportunity.

