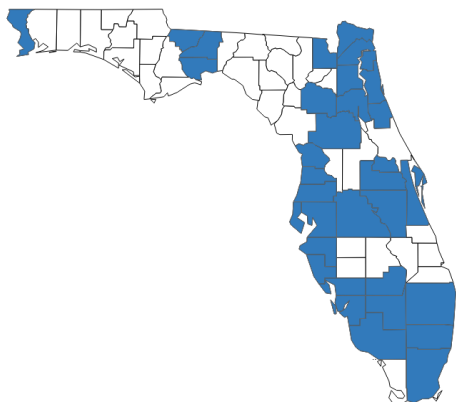


# DEGREE ATTAINMENT PROFILE

GoMarion! LCN



## Local College Access Networks



Local College Access Networks (LCANs) are organizations made up of community leaders who come together to create solutions and form partnerships to support local talent development. Currently, over 83% of Floridians are supported by an LCAN.



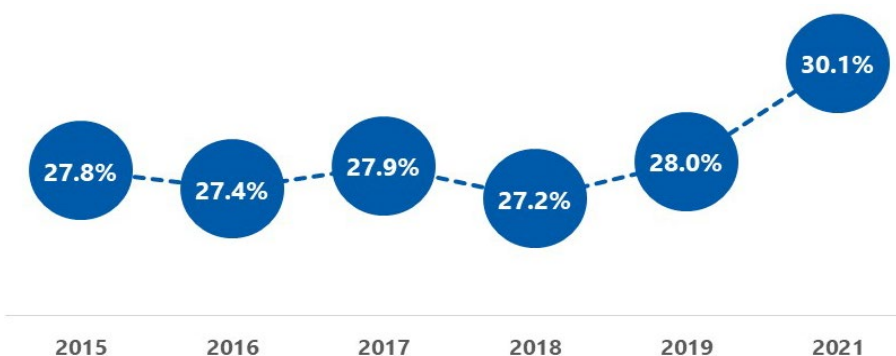
Serving Marion County

## Residents aged 25-64 with a high-quality degree<sup>1,3</sup>

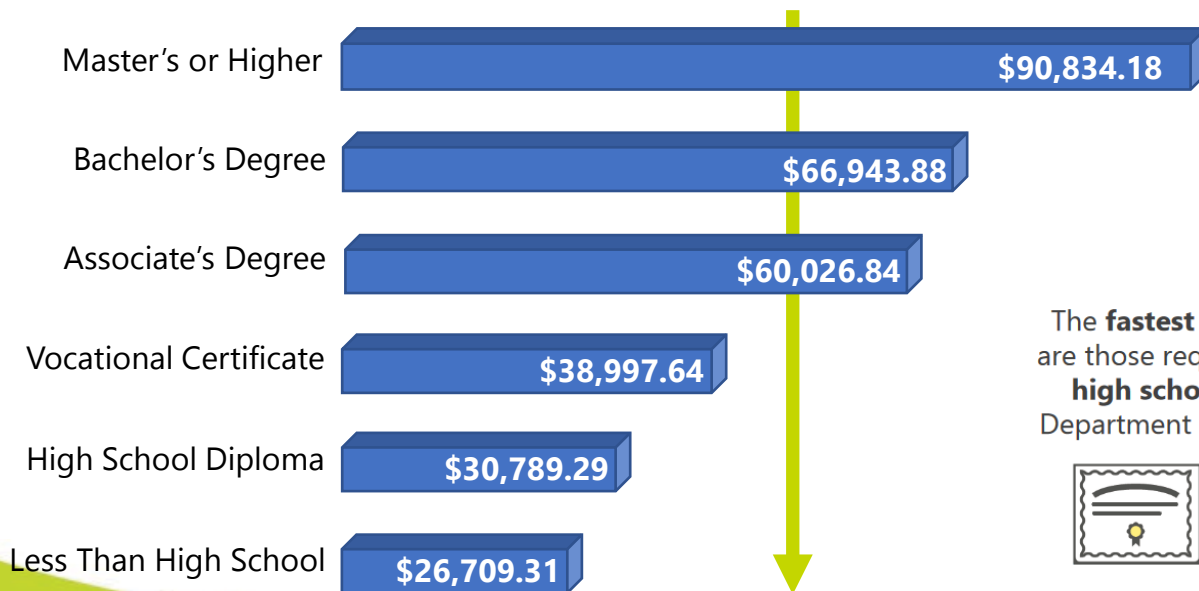
**30.1%**

Increased 2.3% since 2015

County Rank: **36** of **67**



## Average Wages by Education/Training Level<sup>2</sup>



Average: \$41,741.37

The **fastest growing jobs in Florida** are those requiring **education beyond high school**, according to Florida Department of Economic Opportunity.



# DEGREE ATTAINMENT PROFILE

## Marion County

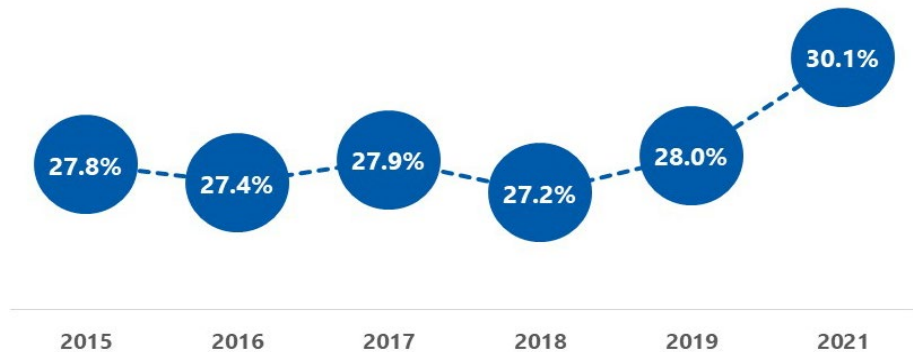


Residents aged 25-64 with a high-quality degree<sup>1,3</sup>

**30.1%**

Increased 2.3% since 2015

County Rank: **36** of **67**



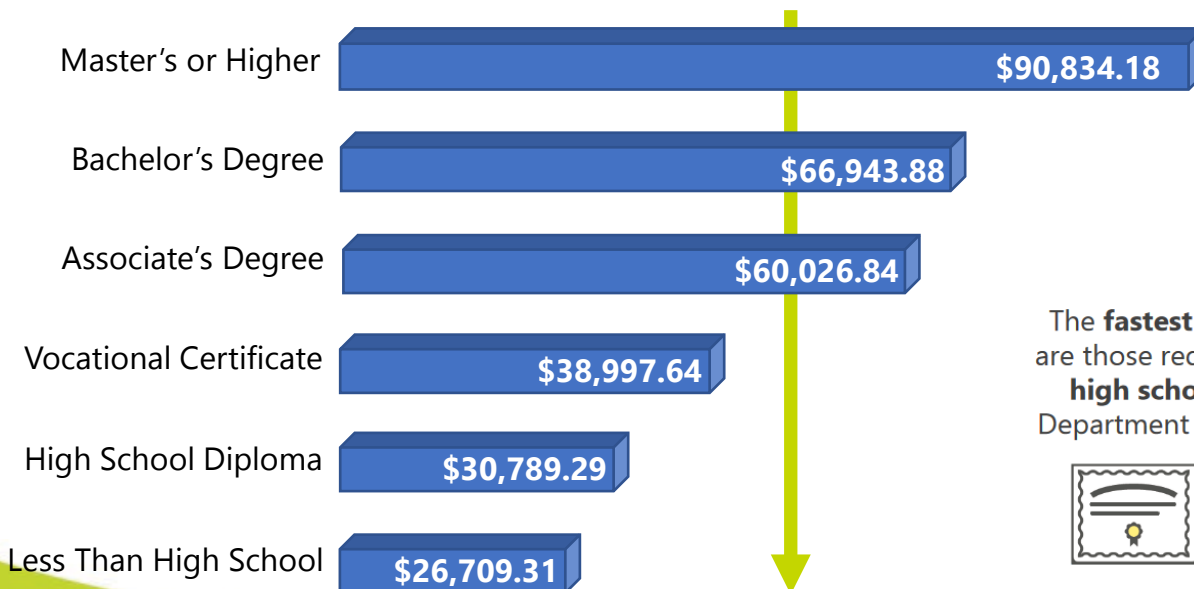
## County-by-county comparisons based on selected criteria<sup>1</sup>

Attainment Rate		
Rank	County	Rate
34	Polk	31.3%
35	Hernando	30.7%
<b>36</b>	<b>Marion</b>	<b>30.1%</b>
37	Gulf	29.5%
38	Sumter	29.2%

Attainment Rate by Population			
Rank	County	Total Pop.	Rate
17	Lake	375,059	38.3%
18	Collier	372,797	42.3%
<b>19</b>	<b>Marion</b>	<b>370,372</b>	<b>30.1%</b>
20	St. Lucie	324,599	35.3%
21	Escambia	318,828	40.0%

Percent Living Below Poverty Level			
Rank	County	% Below	Rate
37	Escambia	14.5%	40.0%
38	Polk	14.6%	31.3%
<b>39</b>	<b>Marion</b>	<b>14.6%</b>	<b>30.1%</b>
40	Citrus	14.9%	28.3%
41	Lafayette	15.0%	10.2%

## Average Wages by Education/Training Level<sup>2</sup>



**Average: \$41,741.37**

The **fastest growing jobs in Florida** are those requiring **education beyond high school**, according to Florida Department of Economic Opportunity.



# DEGREE ATTAINMENT PROFILE

State of Florida



Residents aged 25-64 with a high-quality degree<sup>1,3</sup> and/or credential<sup>3</sup>

## Degrees + Credentials\*

**52.5%**

Increased 3.2% since 2017

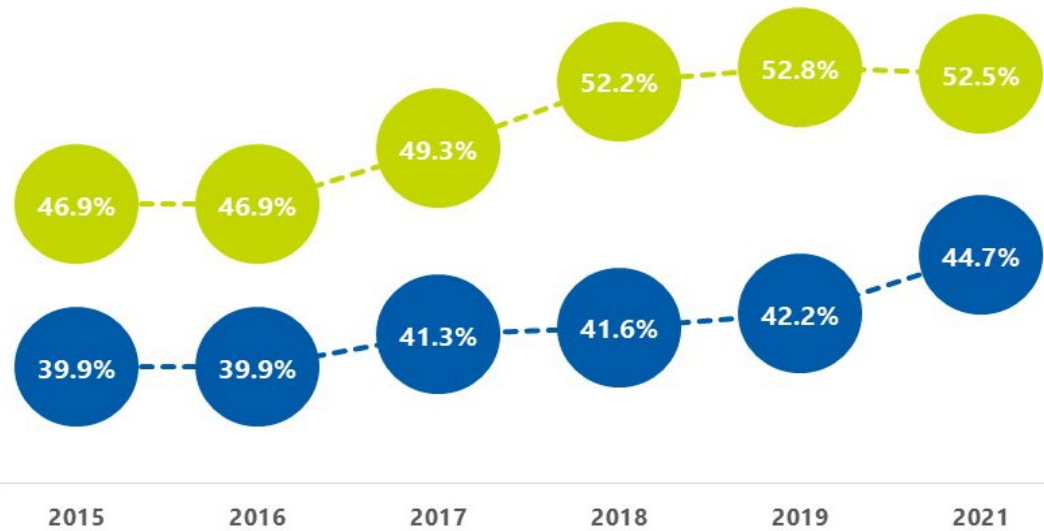
U.S. Rank: **29** of 50

## Degree Attainment

**44.7%**

Increased 4.8% since 2015

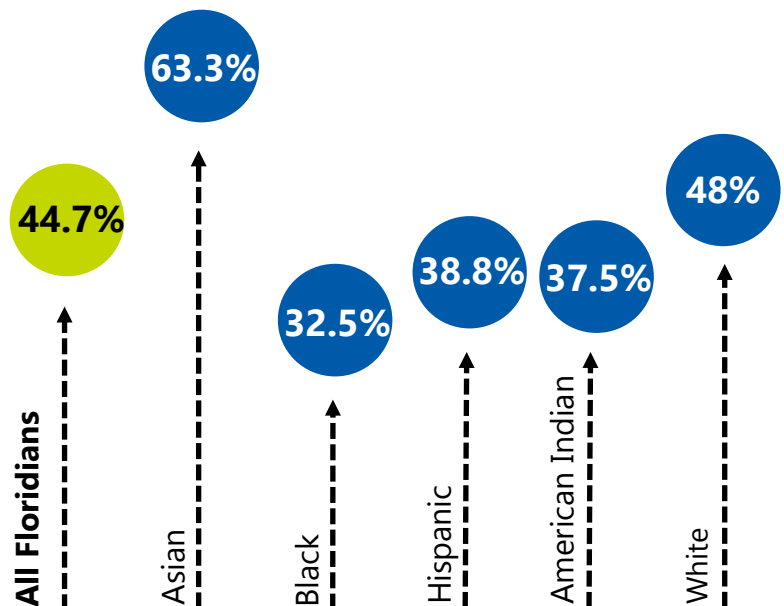
U.S. Rank: **30** of 50



\*An estimated 7.8% of Florida residents and 8% of U.S. residents hold a workforce-relevant short-term credential, according to the Lumina Foundation. Short-term credential data are not yet available at the county level.

While 44.7% of Floridians possess a two-year degree or higher...

...differences in attainment exist by race and ethnicity<sup>3,4</sup>.



# DEGREE ATTAINMENT PROFILE

## State of Florida



### Degree attainment by county and age group<sup>1,3</sup>

County	25-34	25-64	County	25-34	25-64	County	25-34	25-64
<b>Alachua</b>	63.6%	59.1%	<b>Hardee</b>	14.0%	15.4%	<b>Okeechobee</b>	24.5%	25.7%
<b>Baker</b>	24.8%	23.8%	<b>Hendry</b>	28.4%	18.4%	<b>Orange</b>	52.1%	49.4%
<b>Bay</b>	37.4%	38.2%	<b>Hernando</b>	27.8%	30.7%	<b>Osceola</b>	37.6%	37.9%
<b>Bradford</b>	12.6%	16.3%	<b>Highlands</b>	22.4%	28.1%	<b>Palm Beach</b>	45.2%	47.1%
<b>Brevard</b>	44.3%	47.1%	<b>Hillsborough</b>	49.2%	47.2%	<b>Pasco</b>	39.3%	39.1%
<b>Broward</b>	48.2%	46.6%	<b>Holmes</b>	13.3%	16.0%	<b>Pinellas</b>	48.2%	47.0%
<b>Calhoun</b>	12.9%	15.3%	<b>Indian River</b>	41.2%	41.8%	<b>Polk</b>	29.3%	31.3%
<b>Charlotte</b>	29.7%	33.9%	<b>Jackson</b>	14.4%	20.0%	<b>Putnam</b>	14.9%	19.4%
<b>Citrus</b>	28.0%	28.3%	<b>Jefferson</b>	21.9%	26.3%	<b>St. Johns</b>	48.9%	56.3%
<b>Clay</b>	39.2%	39.4%	<b>Lafayette</b>	12.6%	10.2%	<b>St. Lucie</b>	37.2%	35.3%
<b>Collier</b>	36.7%	42.3%	<b>Lake</b>	40.5%	38.3%	<b>Santa Rosa</b>	41.2%	44.2%
<b>Columbia</b>	24.0%	24.9%	<b>Lee</b>	37.1%	36.9%	<b>Sarasota</b>	42.7%	45.6%
<b>DeSoto</b>	13.6%	16.3%	<b>Leon</b>	61.0%	57.1%	<b>Seminole</b>	57.4%	57.0%
<b>Dixie</b>	25.6%	17.3%	<b>Levy</b>	21.9%	26.7%	<b>Sumter</b>	14.6%	29.2%
<b>Duval</b>	43.5%	42.4%	<b>Liberty</b>	9.3%	17.6%	<b>Suwannee</b>	13.8%	23.1%
<b>Escambia</b>	40.7%	40.0%	<b>Madison</b>	20.7%	24.4%	<b>Taylor</b>	9.6%	18.4%
<b>Flagler</b>	35.6%	38.8%	<b>Manatee</b>	37.4%	41.1%	<b>Union</b>	19.4%	20.7%
<b>Franklin</b>	17.0%	23.3%	<b>Marion</b>	26.9%	30.1%	<b>Volusia</b>	37.8%	39.0%
<b>Gadsden</b>	19.1%	25.6%	<b>Martin</b>	35.8%	44.9%	<b>Wakulla</b>	25.8%	26.8%
<b>Gilchrist</b>	19.8%	22.5%	<b>Miami-Dade</b>	48.3%	44.7%	<b>Walton</b>	34.5%	41.1%
<b>Glades</b>	20.5%	14.7%	<b>Monroe</b>	40.3%	43.2%	<b>Washington</b>	18.6%	19.5%
<b>Gulf</b>	17.3%	29.5%	<b>Nassau</b>	32.4%	38.5%	<b>Florida</b>	44.9%	44.7%
<b>Hamilton</b>	9.8%	14.6%	<b>Okaloosa</b>	46.7%	46.0%	<b>U.S.</b>	47.9%	45.7%

#### Data Notes

1. U.S. Census Bureau, American Community Survey 5-Year Estimates, 2021.
2. Florida Department of Economic Opportunity, 2021.
3. Lumina Foundation Stronger Nation Report, 2021.
4. U.S. Census Bureau, 2021 American Community Survey PUMS file.

All statistics are for residents aged 25-64 unless otherwise noted.  
2020 data was omitted as it did not meet our quality standards.

The Florida College Access Network leads the collaborative movement to ensure every Floridian achieves an education beyond high school and a rewarding career. We envision a Florida working together where education is the pathway to economic mobility for all.

For more information, please visit [www.floridacollegeaccess.org](http://www.floridacollegeaccess.org).

