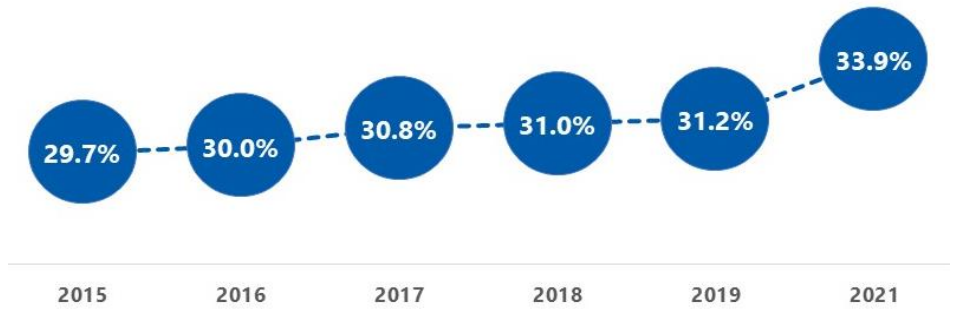
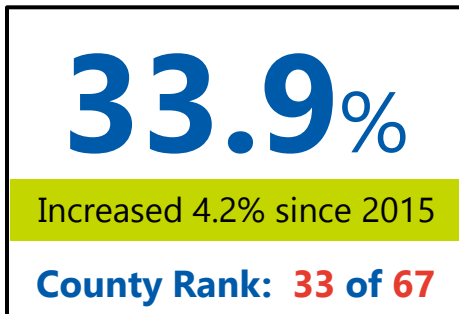


DEGREE ATTAINMENT PROFILE

Charlotte County



Residents aged 25-64 with a high-quality degree^{1,3}



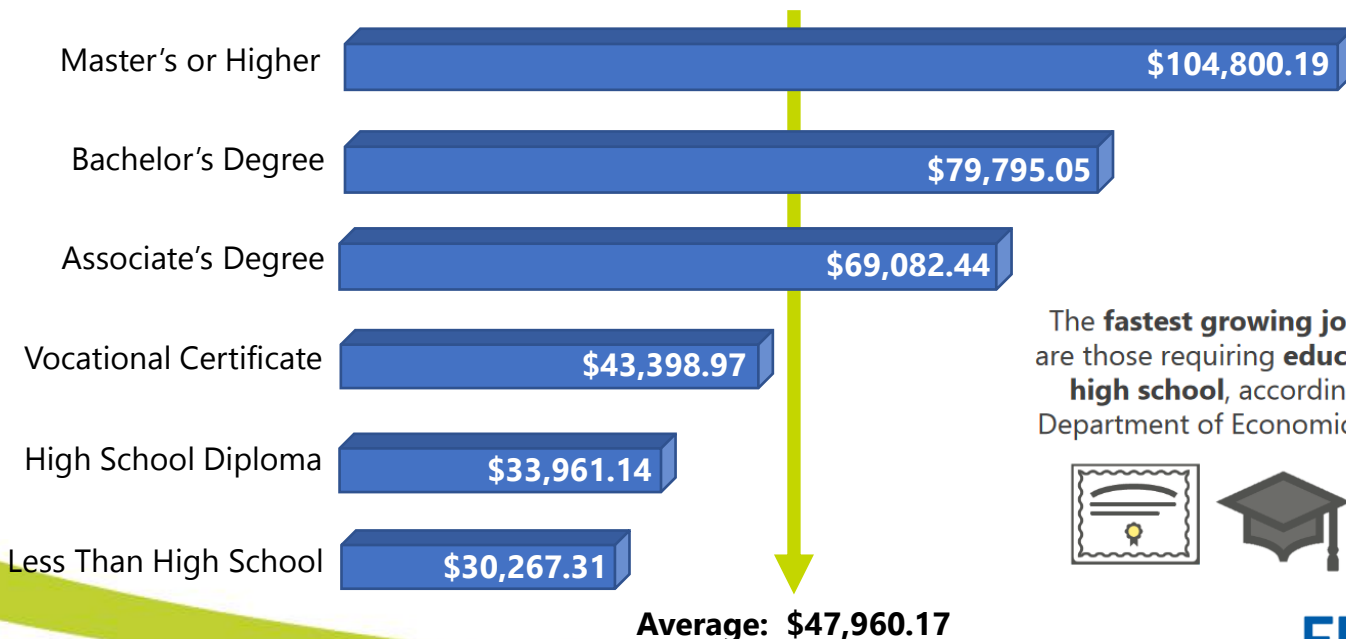
County-by-county comparisons based on selected criteria¹

Attainment Rate		
Rank	County	Rate
31	Lee	36.9%
32	St. Lucie	35.3%
33	Charlotte	33.9%
34	Polk	31.3%
35	Hernando	30.7%

Attainment Rate by Population			
Rank	County	Total Pop.	Rate
26	Okaloosa	209,230	46.0%
27	Hernando	192,128	30.7%
28	Charlotte	184,837	33.9%
29	Santa Rosa	184,345	44.2%
30	Bay	181,384	38.2%

Percent Living Below Poverty Level			
Rank	County	% Below	Rate
9	Gulf	9.8%	29.5%
10	Manatee	10.4%	41.1%
11	Charlotte	10.5%	33.9%
12	Martin	10.5%	44.9%
13	Brevard	10.6%	47.1%

Average Wages by Education/Training Level²



The **fastest growing jobs in Florida** are those requiring **education beyond high school**, according to Florida Department of Economic Opportunity.

