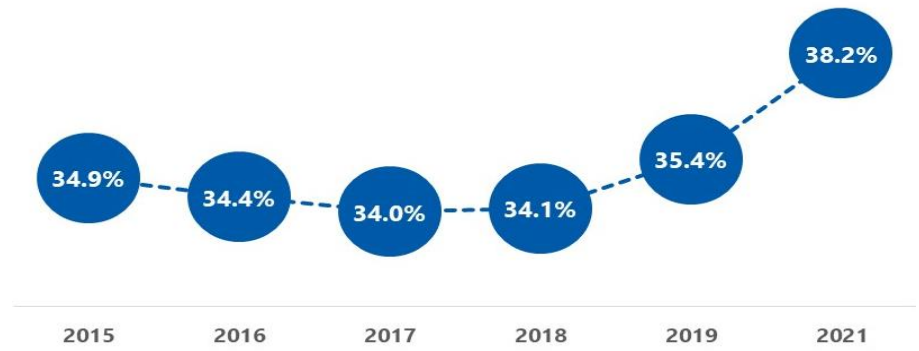
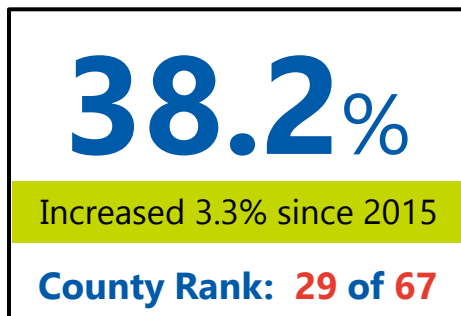


# DEGREE ATTAINMENT PROFILE

## Bay County



Residents aged 25-64 with a high-quality degree<sup>1,3</sup>



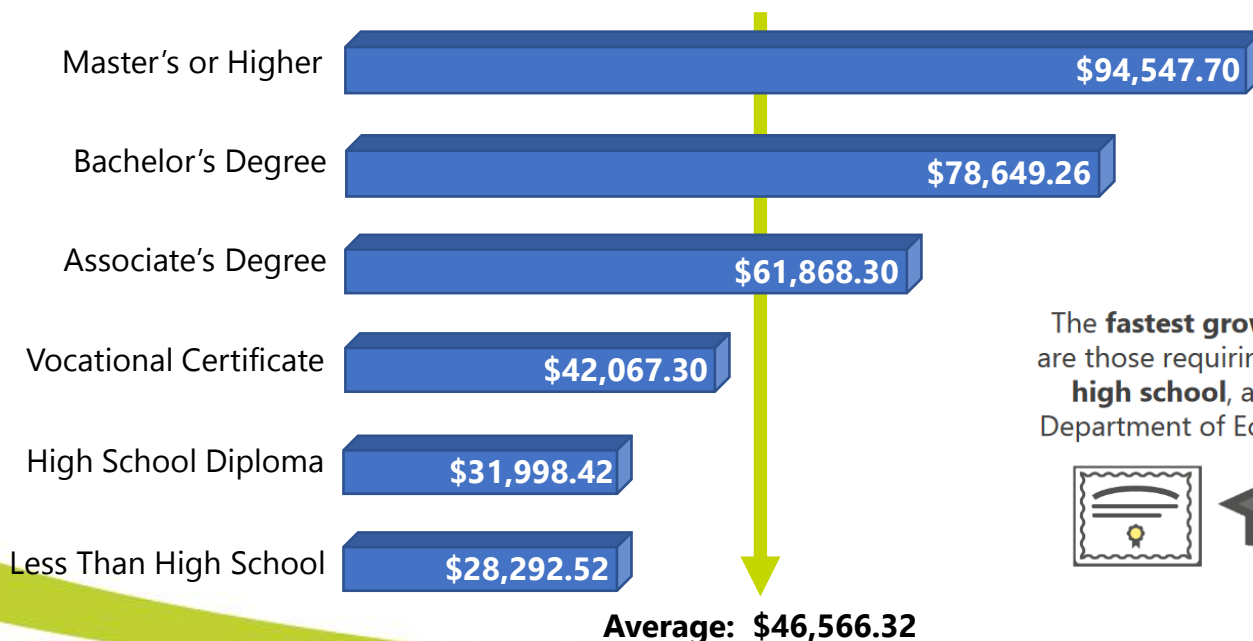
## County-by-county comparisons based on selected criteria<sup>1</sup>

Attainment Rate		
Rank	County	Rate
27	Nassau	38.5%
28	Lake	38.3%
<b>29</b>	<b>Bay</b>	<b>38.2%</b>
30	Osceola	37.9%
31	Lee	36.9%

Attainment Rate by Population			
Rank	County	Total Pop.	Rate
28	Charlotte	184,837	33.9%
29	Santa Rosa	184,345	44.2%
<b>30</b>	<b>Bay</b>	<b>181,384</b>	<b>38.2%</b>
31	Martin	158,323	44.9%
32	Indian River	158,002	41.8%

Percent Living Below Poverty Level			
Rank	County	% Below	Rate
28	Walton	12.8%	41.1%
29	Volusia	12.9%	39.0%
<b>30</b>	<b>Bay</b>	<b>12.9%</b>	<b>38.2%</b>
31	Hernando	13.2%	30.7%
32	Osceola	13.5%	37.9%

## Average Wages by Education/Training Level<sup>2</sup>



The **fastest growing jobs in Florida** are those requiring **education beyond high school**, according to Florida Department of Economic Opportunity.

