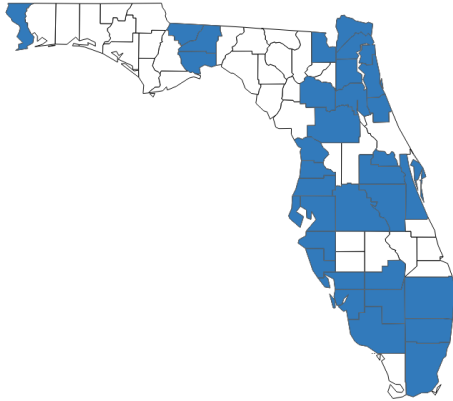


DEGREE ATTAINMENT PROFILE

Achieve Palm Beach County LCN



Local College Access Networks



Local College Access Networks (LCANs) are organizations made up of community leaders who come together to create solutions and form partnerships to support local talent development. Currently, over 83% of Floridians are supported by an LCAN.



Serving Palm Beach County

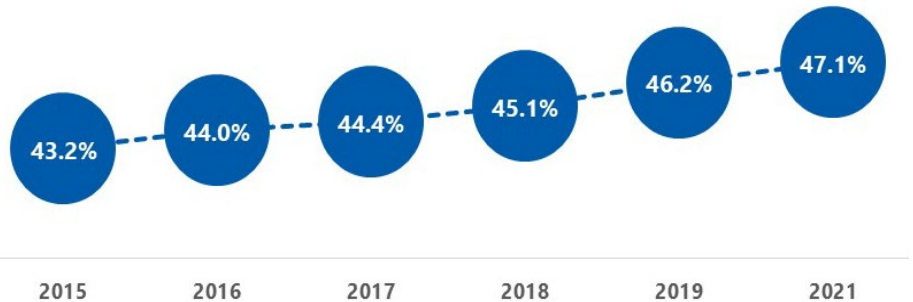
<https://achievepbc.org/>

Residents aged 25-64 with a high-quality degree^{1,3}


47.1%

Increased 3.9% since 2015

County Rank: **7 of 67**



Average Wages by Education/Training Level²



The **fastest growing jobs in Florida** are those requiring **education beyond high school**, according to Florida Department of Economic Opportunity.



DEGREE ATTAINMENT PROFILE

Palm Beach County

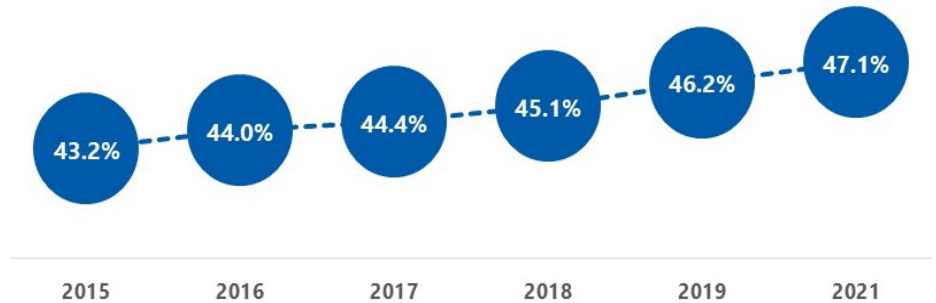


Residents aged 25-64 with a high-quality degree^{1,3}

47.1%

Increased 3.9% since 2015

County Rank: **7 of 67**




County-by-county comparisons based on selected criteria¹

Attainment Rate		
Rank	County	Rate
5	Orange	49.4%
6	Hillsborough	47.2%
7	Palm Beach	47.1%
8	Brevard	47.1%
9	Pinellas	47.0%

Attainment Rate by Population			
Rank	County	Total Pop.	Rate
1	Miami-Dade	2,690,113	44.7%
2	Broward	1,934,551	46.6%
3	Palm Beach	1,481,233	47.1%
4	Hillsborough	1,444,359	47.2%
5	Orange	1,409,949	49.4%

Percent Living Below Poverty Level			
Rank	County	% Below	Rate
19	Flagler	11.1%	38.8%
20	Pinellas	11.5%	47.0%
21	Palm Beach	11.6%	47.1%
22	Baker	11.7%	23.8%
23	St. Lucie	11.8%	35.3%

Average Wages by Education/Training Level²



Average: \$52,215.78

The **fastest growing jobs in Florida** are those requiring **education beyond high school**, according to Florida Department of Economic Opportunity.



DEGREE ATTAINMENT PROFILE

State of Florida



Residents aged 25-64 with a high-quality degree^{1,3} and/or credential³

Degrees + Credentials*

52.5%

Increased 3.2% since 2017

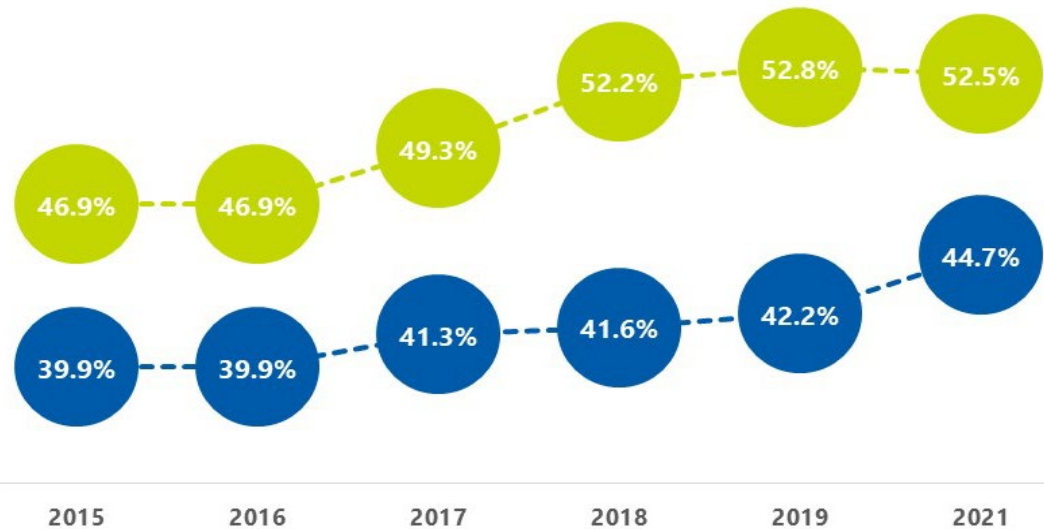
U.S. Rank: **29** of 50

Degree Attainment

44.7%

Increased 4.8% since 2015

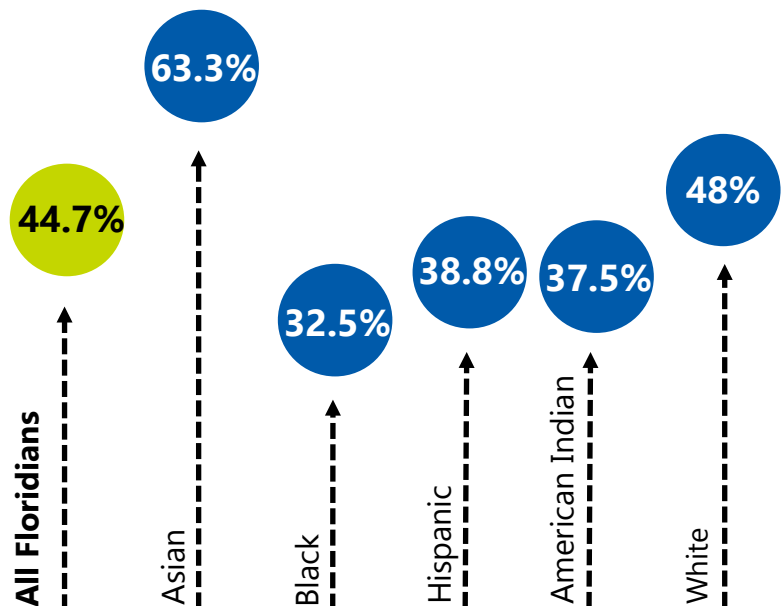
U.S. Rank: **30** of 50



*An estimated 7.8% of Florida residents and 8% of U.S. residents hold a workforce-relevant short-term credential, according to the Lumina Foundation. Short-term credential data are not yet available at the county level.

While 44.7% of Floridians possess a two-year degree or higher...

...differences in attainment exist by race and ethnicity^{3,4}.



DEGREE ATTAINMENT PROFILE

State of Florida



Degree attainment by county and age group^{1,3}

County	25-34	25-64	County	25-34	25-64	County	25-34	25-64
Alachua	63.6%	59.1%	Hardee	14.0%	15.4%	Okeechobee	24.5%	25.7%
Baker	24.8%	23.8%	Hendry	28.4%	18.4%	Orange	52.1%	49.4%
Bay	37.4%	38.2%	Hernando	27.8%	30.7%	Osceola	37.6%	37.9%
Bradford	12.6%	16.3%	Highlands	22.4%	28.1%	Palm Beach	45.2%	47.1%
Brevard	44.3%	47.1%	Hillsborough	49.2%	47.2%	Pasco	39.3%	39.1%
Broward	48.2%	46.6%	Holmes	13.3%	16.0%	Pinellas	48.2%	47.0%
Calhoun	12.9%	15.3%	Indian River	41.2%	41.8%	Polk	29.3%	31.3%
Charlotte	29.7%	33.9%	Jackson	14.4%	20.0%	Putnam	14.9%	19.4%
Citrus	28.0%	28.3%	Jefferson	21.9%	26.3%	St. Johns	48.9%	56.3%
Clay	39.2%	39.4%	Lafayette	12.6%	10.2%	St. Lucie	37.2%	35.3%
Collier	36.7%	42.3%	Lake	40.5%	38.3%	Santa Rosa	41.2%	44.2%
Columbia	24.0%	24.9%	Lee	37.1%	36.9%	Sarasota	42.7%	45.6%
DeSoto	13.6%	16.3%	Leon	61.0%	57.1%	Seminole	57.4%	57.0%
Dixie	25.6%	17.3%	Levy	21.9%	26.7%	Sumter	14.6%	29.2%
Duval	43.5%	42.4%	Liberty	9.3%	17.6%	Suwannee	13.8%	23.1%
Escambia	40.7%	40.0%	Madison	20.7%	24.4%	Taylor	9.6%	18.4%
Flagler	35.6%	38.8%	Manatee	37.4%	41.1%	Union	19.4%	20.7%
Franklin	17.0%	23.3%	Marion	26.9%	30.1%	Volusia	37.8%	39.0%
Gadsden	19.1%	25.6%	Martin	35.8%	44.9%	Wakulla	25.8%	26.8%
Gilchrist	19.8%	22.5%	Miami-Dade	48.3%	44.7%	Walton	34.5%	41.1%
Glades	20.5%	14.7%	Monroe	40.3%	43.2%	Washington	18.6%	19.5%
Gulf	17.3%	29.5%	Nassau	32.4%	38.5%	Florida	44.9%	44.7%
Hamilton	9.8%	14.6%	Okaloosa	46.7%	46.0%	U.S.	47.9%	45.7%

Data Notes

1. U.S. Census Bureau, American Community Survey 5-Year Estimates, 2021.
2. Florida Department of Economic Opportunity, 2021.
3. Lumina Foundation Stronger Nation Report, 2021.
4. U.S. Census Bureau, 2021 American Community Survey PUMS file.

All statistics are for residents aged 25-64 unless otherwise noted.
2020 data was omitted as it did not meet our quality standards.

The Florida College Access Network leads the collaborative movement to ensure every Floridian achieves an education beyond high school and a rewarding career. We envision a Florida working together where education is the pathway to economic mobility for all.

For more information, please visit www.floridacollegeaccess.org.

