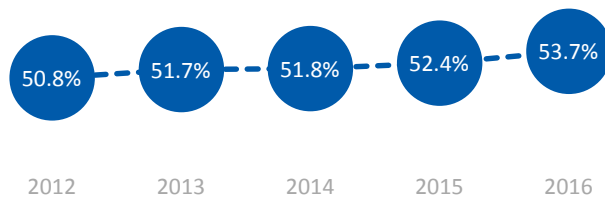


DEGREE ATTAINMENT PROFILE

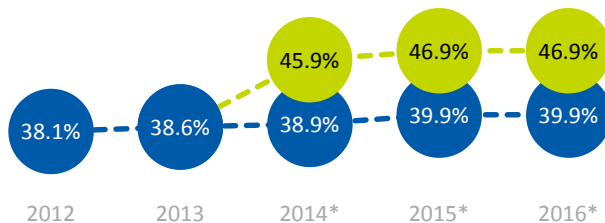
St. Johns County

Residents with a high-quality degree or credential ¹

ST. JOHNS
53.7% ↑ **2.9%**
 since 2012
 ranks 2nd among all counties in Florida



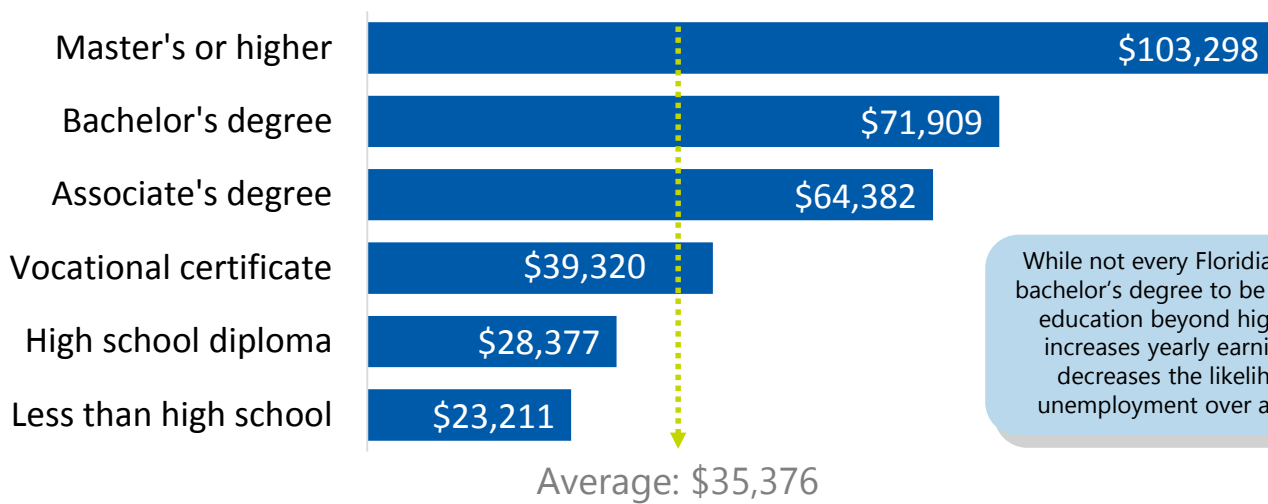
FLORIDA
39.9% ↑ **1.8%**
 since 2012
 ranks 24th among all states in the U.S.



*An estimated 7% of Florida residents and 5.2% of U.S. residents hold a workforce-relevant certificate, according to Lumina Foundation. Certificate data are not yet available at the county level.

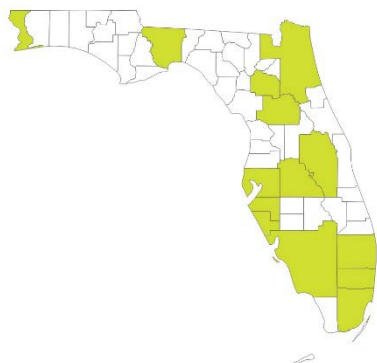
■ 2-year degree or higher ■ Includes workforce-relevant certificates

Median wages for local workers by education/training level ²



While not every Floridian needs a bachelor's degree to be successful, education beyond high school increases yearly earnings and decreases the likelihood of unemployment over a lifetime.

Local College Access Networks



Complex problems call for collaborative solutions!

To equip Floridians with the skills needed for tomorrow's jobs, communities throughout Florida are collaborating across sectors in forming Local College Access Networks (LCANs). **Currently, 78% of Florida residents are supported by an LCAN.**

LCANs serving St. Johns County include:



EARN UP

Serves Duval, St. Johns, Nassau, Baker, Putnam and Clay Counties
 Website: earnup.org

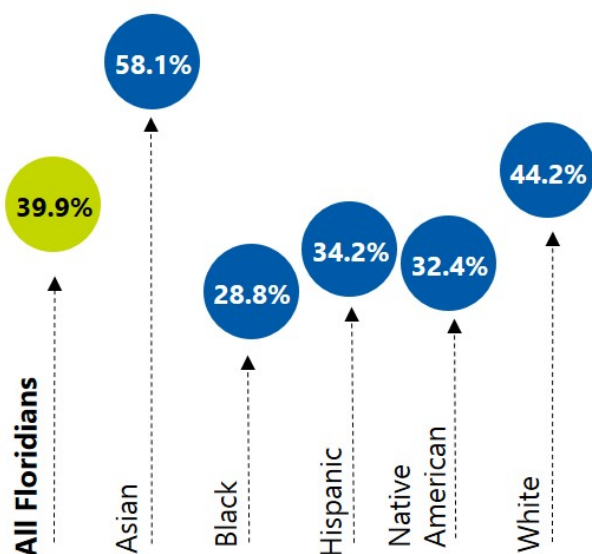
The Florida College Access Network's mission is to create and strengthen a statewide network that catalyzes and supports communities to improve college & career preparation, access, and completion for all students. For more information, visit www.floridacollegeaccess.org.



DEGREE ATTAINMENT PROFILE

State of Florida

While 39.9% of all Floridians have a 2-year degree or higher, **differences in attainment exist by race and ethnicity...**



Degree attainment by county & age group ³

| County | 25 to 34 | 25 to 64 | County | 25 to 34 | 25 to 64 | County | 25 to 34 | 25 to 64 |
|-----------|----------|----------|--------------|----------|----------|---------------|----------|----------|
| Alachua | 59.7% | 53.6% | Hardee | 9.7% | 12.3% | Okeechobee | 17.3% | 17.4% |
| Baker | 23.8% | 21.6% | Hendry | 10.9% | 15.2% | Orange | 47.6% | 44.5% |
| Bay | 32.1% | 34.4% | Hernando | 26.8% | 29.3% | Osceola | 30.5% | 30.6% |
| Bradford | 23.6% | 21.8% | Highlands | 18.0% | 25.2% | Palm Beach | 41.5% | 44.0% |
| Brevard | 41.8% | 42.0% | Hillsborough | 44.1% | 43.3% | Pasco | 39.4% | 37.3% |
| Broward | 43.7% | 43.6% | Holmes | 15.0% | 17.7% | Pinellas | 42.1% | 42.0% |
| Calhoun | 19.7% | 14.8% | Indian River | 28.9% | 35.7% | Polk | 28.1% | 29.2% |
| Charlotte | 28.8% | 30.0% | Jackson | 18.0% | 20.7% | Putnam | 20.3% | 19.6% |
| Citrus | 20.9% | 26.1% | Jefferson | 17.9% | 28.7% | Santa Rosa | 39.5% | 41.4% |
| Clay | 35.9% | 37.2% | Lafayette | 17.8% | 20.6% | Sarasota | 33.5% | 39.6% |
| Collier | 34.2% | 37.8% | Lake | 34.1% | 33.0% | Seminole | 53.4% | 51.9% |
| Columbia | 23.2% | 26.4% | Lee | 31.9% | 34.7% | St. Johns | 47.5% | 53.7% |
| DeSoto | 8.0% | 11.6% | Leon | 59.2% | 56.1% | St. Lucie | 27.7% | 31.3% |
| Dixie | 7.2% | 12.0% | Levy | 18.0% | 18.8% | Sumter | 13.8% | 31.1% |
| Duval | 41.7% | 39.4% | Liberty | 16.7% | 16.3% | Suwannee | 15.6% | 18.5% |
| Escambia | 41.3% | 40.9% | Madison | 27.8% | 21.7% | Taylor | 17.5% | 18.8% |
| Flagler | 35.3% | 32.0% | Manatee | 31.5% | 36.7% | Union | 10.4% | 14.5% |
| Franklin | 7.3% | 19.9% | Marion | 23.3% | 27.4% | Volusia | 33.9% | 33.7% |
| Gadsden | 21.6% | 24.0% | Martin | 34.4% | 42.3% | Wakulla | 24.3% | 27.9% |
| Gilchrist | 18.6% | 24.0% | Miami-Dade | 42.8% | 39.4% | Walton | 29.5% | 33.5% |
| Glades | 10.7% | 16.4% | Monroe | 39.2% | 39.1% | Washington | 8.7% | 16.3% |
| Gulf | 17.7% | 22.8% | Nassau | 29.9% | 32.4% | Florida | 40.9% | 39.9% |
| Hamilton | 7.5% | 15.8% | Okaloosa | 39.1% | 41.0% | United States | 43.9% | 41.7% |

DATA NOTES

Front Page 1. Florida: High-quality degrees and credentials include postsecondary certificates (after 2014) and associate's degree or higher for residents aged 25-64; U.S. Census Bureau, American Community Survey 1-year estimate and Lumina Foundation Stronger Nation Report. County: U.S. Census Bureau, 2016 American Community Survey 5-year estimates. 2. Median earnings for workforce region 8: Florida Department of Economic Opportunity, 2017.

Back Page: All data are for Florida residents ages 25 to 64 unless otherwise labeled. 1. Education by attainment level: Census Bureau, 2016 American Community Survey 1-year estimate, Lumina Foundation *Stronger Nation* report for certificate estimates, which reflects certificate holders working in the field which the certificate was awarded. 2. Degree attainment by race/ethnicity: U.S. Census Bureau, 2014-16 American Community Survey PUMS file. 3. Degree attainment by county and age: U.S. Census Bureau, 2016 American Community Survey 5-year estimates.

The Florida College Access Network's mission is to create and strengthen a statewide network that catalyzes and supports communities to improve college & career preparation, access, and completion for all students. For more information, visit www.floridacollegeaccess.org.